




USING SAFARI BOOKMARKS - BASICS



Bookmark your favorite web pages so you can quickly revisit them.

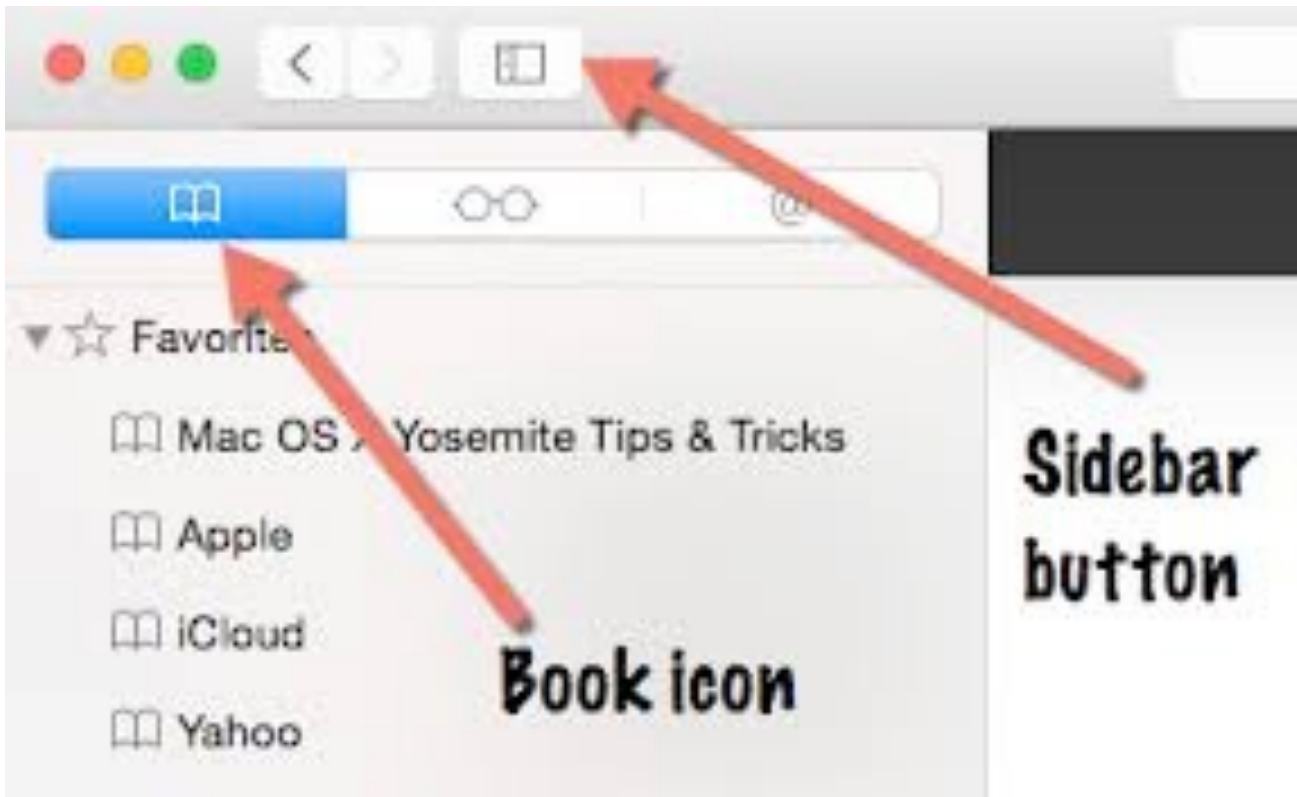
Keep track of web sites you may only want to visit from time to time.

It's easy. Save them!

Store them in folders - Organize them.



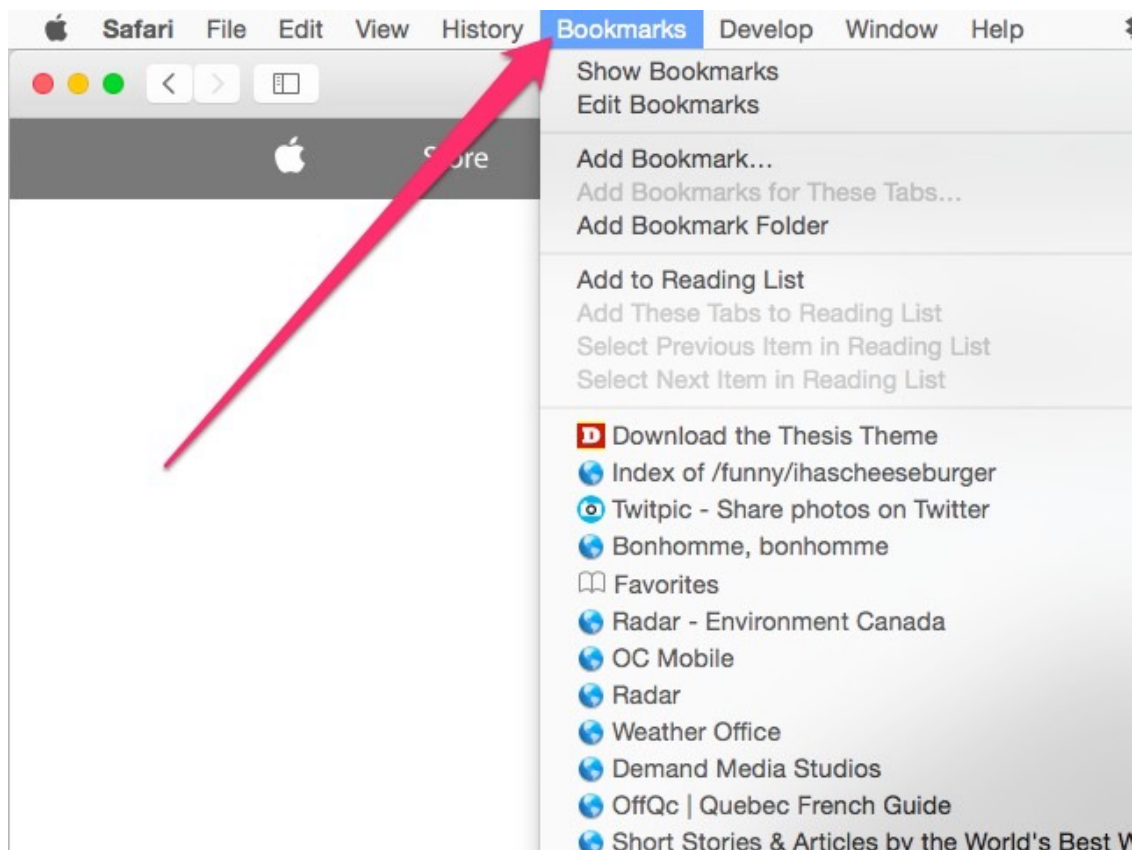
USING SAFARI BOOKMARKS - BASICS



Open Safari > Choose Bookmarks icon in Toolbar to open & close Sidebar. Or, select “View” in Toolbar, scroll down for extra choices.



USING SAFARI BOOKMARKS - BASICS



Organize your websites into Folders in Bookmarks Menu:
Examples: Apple, Entertainment, Financials, Medical, Personal, Recipes, Restaurants, Shopping, Sports, Travel, Villages Info.

Choose “Add Bookmark Folder” (from Toolbar)

Example:

- * Select “Add BM Folder” > title new folder RECIPES.
- * Access website, using Google, or the exact website.
- * Baked Apples > select Baked Apple Slices recipe > Like it? Bookmark it.
- * Toolbar Bookmarks > “Add BM” > select from choices in drop down box > scroll to RECIPES folder.
- * Edit title to shorten > press ADD.
- * More than one recipe? Go to RECIPES folder > find new recipe at bottom > Drag & Drop (D&D) to alphabetize.



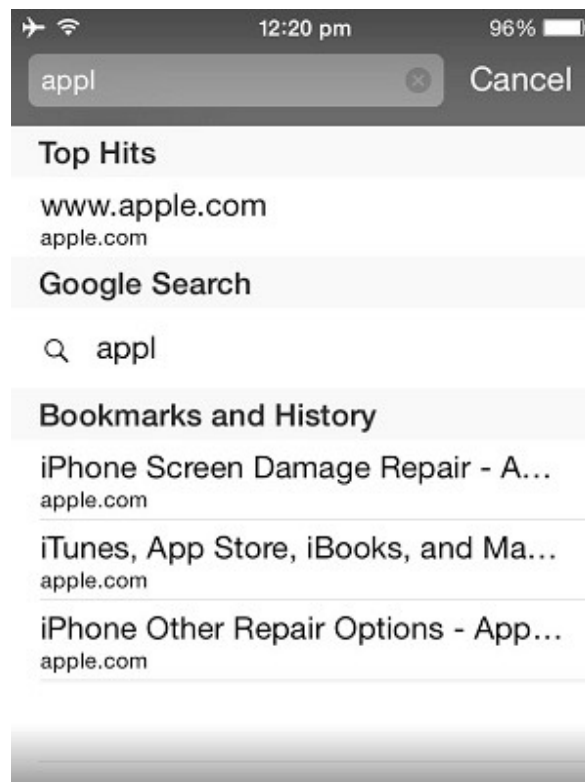
USING SAFARI BOOKMARKS - BASICS

Save to 2 places: BM Menu and/or BM Bar (Favorites Bar).

Add frequently opened websites to Bookmarks Bar (Favorites Bar):

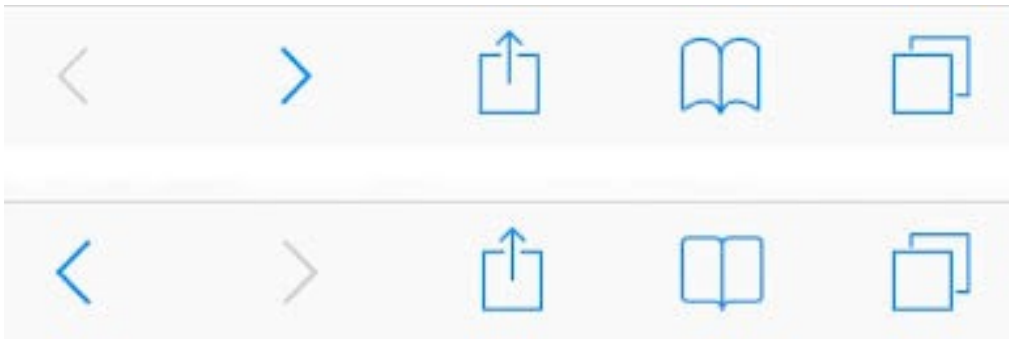
- * Add Safari BM as above, but **select Favorites Bar as location.**
- * Add additional websites to **folders on Favorites Bar.**
- * To edit or delete from Favorites Bar > Edit BM > same procedure (see below).

Search Bookmarks Quickly on the Sidebar: Enter text in the “Search” field near the top of the sidebar. Results appear as you type.





USING SAFARI BOOKMARKS - BASICS



To edit, delete, & rearrange bookmarks & folders from BM Menu & Favorites Bar:

Editing existing Bookmarks:

* Toolbar Bookmarks > Edit BM > Page displaying all BM opens to right of Sidebar.

Example:

* Choose RECIPES folder > open folder > select “Cooks.com-Baked Chicken”.

* Press Return key to highlight BM > shorten name to “Baked Chicken” > Press Return key to save new name.

* D&D to alphabetize within folder.



USING SAFARI BOOKMARKS - BASICS



Delete existing Bookmarks:

* Toolbar Bookmarks > Edit BM > Page displaying all BM opens to right of Sidebar.

Example:

Choose RESTAURANTS folder to open.

* Select old restaurant > press Delete key on keyboard.

* Same procedure for Favorites Bar.



USING SAFARI BOOKMARKS - BASICS



[Move Bookmarked website from one folder to a different folder:](#)

- * Toolbar Bookmarks > Edit BM > Page displaying all BM opens to right of Sidebar.

Example:

Choose RESTAURANTS folder to open.

- * Select Tuna Casserole Recipe
- * Cut & paste to RECIPES folder.
- * Command X (cut from current folder)
- * Command V (paste to new folder)
- * D&D to alphabetize in new folder.



Sync Bookmarks on your iPad & iPhone from Mac



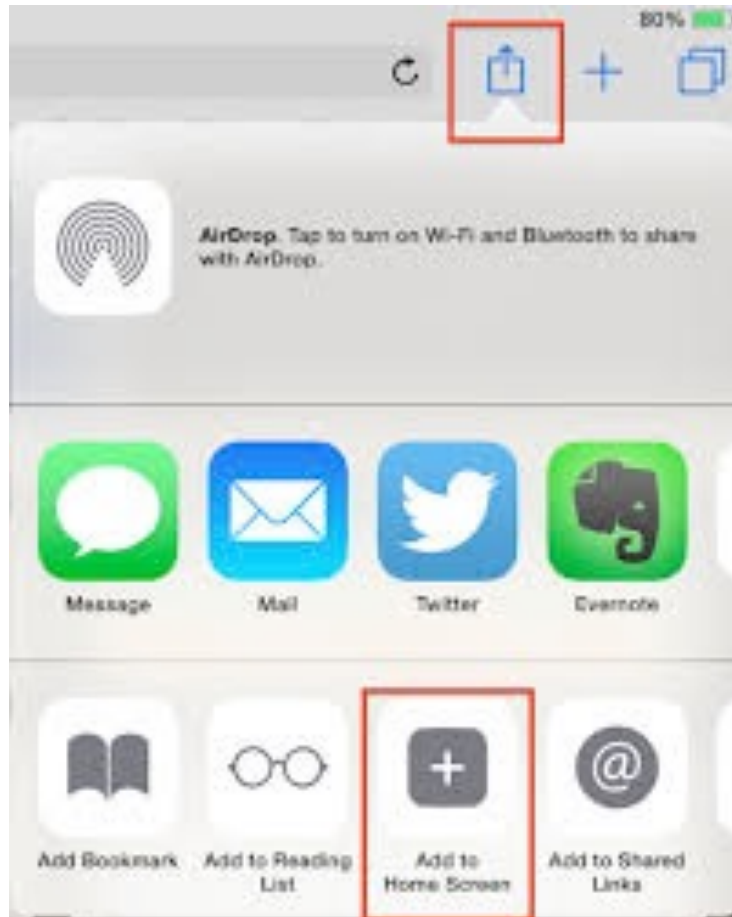
Open your iPad: Go to Settings > iCloud, then turn on Safari if you want your Mac Safari Bookmarks to appear on your iPad/iPhone.

Important Note:

Be sure you're signed in to the same iCloud account as your other devices.



USING SAFARI BOOKMARKS - BASICS



To add a web page to your iPad bookmarks, follow similar procedure as above.

Tap or touch Bookmarks icon to display BM.
Tap icon to Add Bookmark.

For more details:

www.apple.com/support/mac-apps/safari/
Search “Sync Bookmarks”.



Additional Information:

1. 3 ways to open the Bookmarks Sidebar:

(a) Select BM icon in Toolbar to open/close the Sidebar.

(b) Select Bookmarks in menu bar>Show BM>Hide BM.

(c) Select View in menu bar>Show SB>Hide SB (also use to show & hide Favorites Bar).

2. Two ways to create new Folders:

(a) Select Bookmarks in menu bar>Add BM Folder.

(b) Open Sidebar>select Edit button at bottom>When “Edit” page opens, select “New Folder” button. Type brief name, Save.



One more question:

Have you saved every website to your Favorites Bar?

Or to your Bookmarks Menu, in no particular order?

(I've worked with members who saved 100+ websites to their Favorites Bar, and it's a confusing mess!)

Easy to Fix:

- * Create Folders.
- * Drag & drop websites on Edit BM page, as shown in this tutorial.
- * Rename saved websites, and rearrange within your new Folders.



USING SAFARI BOOKMARKS - BASICS

Q. Can I use other Browsers, not Safari?

A. Apple's browser Safari is protected with layers of security that other web browsers lack.

Plus, you can sync your Safari Bookmarks with your other Apple devices, such as iPad, iPhone, and AppleWatch.

Other Browsers, such as Firefox, have different formats, without the security walls.

*The Villages Apple User Group
Presentation January 27, 2016
Shirley Land*

